


AMFE

MINIATURE FIRE EXTINGUISHER



A PRODUCT BY




HELIOS
FIRE SYSTEMS

AMFE

AUTOMATIC MINIATURE FIRE EXTINGUISHER

Fire Suppression AMFE (Automatic Miniature Fire Extinguisher) reliably protects devices and equipment in industry, household and consumer electronics such as cabinets, home appliances, televisions, etc. against the dangers of fires. The AMFE detects and extinguishes a fire inside devices, preventing the spread of a fire.





No rarity: A fire in an electric appliance (or on a PCB)



Solution: The AMFE reliably extinguishes a fire

THE CHALLENGE

Washing machines, televisions or industrial power supplies - fires in electric devices are a continuously increasing serious threat. And not only at homes damage caused by fires are increasing. There is also a significant risk of fire in the industry and automotive sector. Another example are highly valued collections which are subject to persistent fire hazard. The challenge is to automatically, energy-supply independently, detect and to extinguishing fires already in the early stage, consequently providing more safety. A system is needed, that can extinguish these fires reliably, fast and easily at any time and without external resources inside a housing.

THE FUNCTION

Due to rising heat in a fire scenario the pressure inside the glass bulb increases. After the predetermined operating temperature of the heat sensitive glass bulb is reached, the glass bulb bursts into small fragments and triggers a mechanism that releases the gas from the cylinder. The extinguishing medium is released through the holes in the outlet body and extinguishes the fire when the fire is still in an early stage. The quick operation and the effective extinguishing of the fire prevents further expansion of the fire and helps keep fire damage to a minimum.

ADVANTAGES AT A GLANCE

- Easy to use and install (retrofitable)
- Maintenance-free
- No water being used (gas)
- Scalable
- Robust and shock tolerant
- 3M™ NOVEC™ or CO₂ as extinguishing agent
- Variety of customer specific operating & releasing temperatures available
- Usable in various applications (home, industry, automotive, etc.)
- Mechanical release; no electric power supply required
- Release mechanism: qualified in the automotive and sprinkler industry



AMFE & CO₂ cylinder



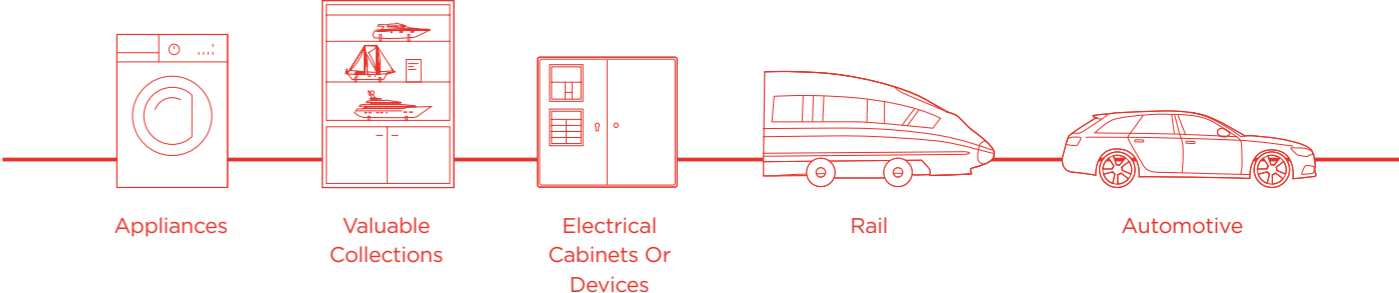
AMFE & 3M™ NOVEC™ cylinder




S/R-AMFE & 3M™ NOVEC™ cylinder (with electric signal connections)

APPLICATION VARIETY

The application spectrum of the AMFE is diverse: It ranges from technical household appliances, exhibits and collections to solutions in a vast variety of applications, both at home and in the industry.





In control cabinets, fire can quickly lead to a disaster. The AMFE extinguishes reliably and precisely

ADDITIONAL AMFE MODEL VARIANTS

S-AMFE

AMFE WITH SENSOR CONNECTIONS

The AMFE not only releases the extinguishing gas but also signals that it has. In installations where accessibility is limited, the AMFE can be connected to a monitoring system by two connectors for reading a signal. Permanently controlling if the AMFE has been initiated (e.g. line control through a PLC or monitoring device) allows for precise knowledge about the status of whether and where a fire might have started in an otherwise hard to reach installation. The S-AMFE is rated for typical PLC signals of 24V/48V and 100mA. The connectors are standardized (6,3mm blade terminals), but customizations are possible.

R-AMFE

AMFE WHICH CAN ADDITIONALLY BE TRIGGERED REMOTELY

The R-AMFE works like a conventional AMFE, releasing the extinguishing gas when the thermobulb bursts after the activation temperature has been reached by heat (as in a sprinkler). Additionally, the R-AMFE can be remotely triggered by activating a current signal into the R-AMFE causing a fast and precise increase of the heat at the bulb, ultimately resulting in a burst of the thermobulb assembled and release of the extinguishing gas. R-AMFE can also work much faster than a traditional AMFE if controlled by a monitoring device which also reads e.g. smoke detector signals and, upon the early detection of smoke, initiates the signal to release the R-AMFE even before significant enough heat buildup. The applied current defines the time until the R-AMFE is initiated. As application requirements for the R-AMFE are customer specific, consulting the manufacturer is required to define electrical and mechanical details to guarantee reliable and sufficient operation.

TECHNICAL SPECIFICATIONS

Design Help & Configuration

Sizing the AMFE, (the necessary quantity of extinguishing agent) has to be carried out in accordance with locally relevant standards (e.g. NFPA 12, NFPA 2001, VdS 2093, EN 15004).

- Dimensions (without cylinder): ø 16 mm x 64 mm/0,63" x 2,52"
- Minimum installation depth: 20 mm/0,79" (w/o cylinders)
- Activation temperature: 57°C - 260°C/134,6° F - 500° F
- Extinguishing agents: 3M™ NOVEC™, CO₂
- Lifetime: 9 years + (for the cylinders)
- Maintenance free
- Lifetime: for release mechanism (see manual for details)



| Physical Dimensions Cylinder | | 3M™ NOVEC™ as fire extinguishing agent | | CO ₂ as fire extinguishing agent | |
|------------------------------|-------------------------------|--|------------------------------------|---|---|
| | | NOVEC™ Content | Protected volume [m³]* with NOVEC™ | CO ₂ Weight [kg] | Protected free volume [m³]** with CO ₂ (NFPA 12, class A fire) |
| Size | Size Diameter x Length [inch] | NOVEC Volume [ml] | Class A [E] fire (4,2% NFPA 2001) | Class B fire (5,9% NFPA 2001) | Protected free volume [m³]** with CO ₂ (NFPA 12, class A fire) |
| #0 | 22x128 7/8 x 5.04 | 0,026 | 0,06 | 0,04 | n.a. |
| #1 | 35x154 1 3/8 x 6.06 | 0,080 | 0,19 | 0,14 | 0,035 |
| #2 | 40x186 1 9/16 x 7.32 | 0,133 | 0,32 | 0,23 | 0,060 |
| #3 | 51x251 2 x 9.88 | 0,267 | 0,64 | 0,46 | 0,135 |
| #4 | 51x356 2 x 14.02 | 0,400 | 0,96 | 0,69 | 0,200 |
| #5 | 60x380 2 3/8 x 14.96 | 0,670 | 1,61 | 1,15 | 0,350 |

Only for reference. The actual sizing is the responsibility of the customer. *) Protected volumes are estimates. NFPA2001 (2012) standard formulas have been applied. Helios Fire Suppression Thermo Bulbs GmbH is not responsible for sizing. **) Protected volumes are estimates. NFPA12 (2012) standard formulas have been applied. Helios Fire Suppression Thermo Bulbs GmbH is not responsible for sizing.

PARTS

The parts below are available as standard. Other sizes and temperatures are available upon request.

AMFE

| Part | Name | Description |
|-------|-------------|-----------------------------------|
| 10899 | AMFE SR3 68 | AMFE, with Helios 68°C/155°F bulb |
| 10900 | AMFE SR3 79 | AMFE, with Helios 79°C/175°F bulb |
| 10901 | AMFE SR3 93 | AMFE, with Helios 93°C/200°F bulb |

S-AMFE


| Part | Name | Description |
|-------|---------------|---|
| 11043 | S-AMFE SR3 68 | AMFE, with Helios 68°C/155°F bulb and sensor connection |
| 11044 | S-AMFE SR3 79 | AMFE, with Helios 79°C/175°F bulb and sensor connection |
| 11045 | S-AMFE SR3 93 | AMFE, with Helios 93°C/200°F bulb and sensor connection |

CO₂ Cylinders

| Size | Part | Name |
|------|-------|----------------|
| #0 | n.a. | n.a. |
| #1 | 10945 | CO2 35g/100°C |
| #2 | 10946 | CO2 60g/100°C |
| #3 | 10947 | CO2 135g/100°C |
| #4 | 10948 | CO2 200/100°C |
| #5 | 10949 | CO2 350g/100°C |

3M™ NOVEC™ Cylinders

| Size | Part | Name |
|------|-------|-----------------------|
| #0 | 11100 | Cylinder NOVEC™ 26ml |
| #1 | 11101 | Cylinder NOVEC™ 72ml |
| #2 | 11102 | Cylinder NOVEC™ 120ml |
| #3 | 11103 | Cylinder NOVEC™ 241ml |
| #4 | 11104 | Cylinder NOVEC™ 360ml |
| #5 | 11105 | Cylinder NOVEC™ 603ml |



3D-model available

AMFE SR3 79°C
PIN: 10900
Date 16 JAN 2017 Batch No.
AMFE: 046809

Name plate Example AMFE with batch number

MARKING & TRACEABILITY

Each AMFE is marked with a label which, in addition to the type, production date and article number, also includes a batch number. This batch number guarantees a 100% traceability of all used components. Thus, not only information about the components being used can be retrieved, but also details about the executed quality tests during production.

HELIOS FIRE SYSTEMS PROVIDE EARLY WARNING INNOVATIVE TECHNOLOGIES

We offer advanced, state-of-the-art solutions to protect your business and the local environment around it. Full project management by our in-house team of engineers is provided for ease, speed and complete peace of mind.



PYROSMART

Early Warning Targeted Detection



A.T.F.S.

Targeted Fire Suppression



FLAMESCAN

Early Warning Flame Detection



ATEXON

Automatic Spark Detection



I-DETECT

Infrared Early Fire Detection



FIRE MIST

High Pressure Mist



HELIOS
FIRE SYSTEMS



SPECIFICATION

Systems are tailored to each individual client requirements, using the most innovative technology throughout Europe.

DESIGN

Complete bespoke design to suit your business requirements.

INSTALLATION

Our in-house team of engineers with over 25 years experience install and manage the project from start to finish.

SERVICING

Our after sales service includes maintenance contracts for serviceability and continuity over the lifespan of the system.

SPARE PARTS

Our warehouse stocks all spare parts required for servicing installed systems.

COMMISSIONING

All projects are given 4 weeks commissioning and testing. This can be re-visited/re-tested throughout product lifespan.

TO FIND OUT MORE ABOUT OUR PRODUCTS VISIT
WWW.HELIOSFIRESYSTEMS.UK

TO DISCUSS YOUR REQUIREMENTS CALL US ON
+44 (0) 161 226 1885



HELIOS
FIRE SYSTEMS